

JMG Cranes S.p.A.

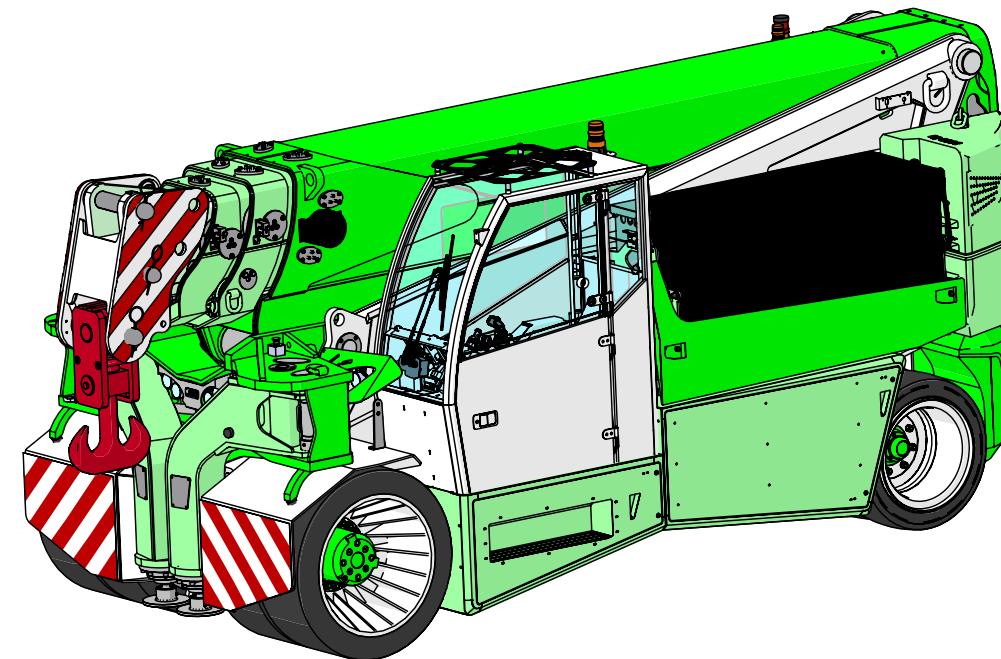
Via Sito Nuovo 14
29010 Sarmato (PC) - Italy
t +39 0523 8486
e info@jmgcranes.com



Data subject to change without prior notice
Edition 12/2019 © 2019 JMG Cranes S.p.A. All rights reserved



Electric Pick & Carry Cranes



MC 580 (metric)
Max Capacity
58,000 kg


www.jmgcranes.com

JMG[®]
move to solution

MC 580

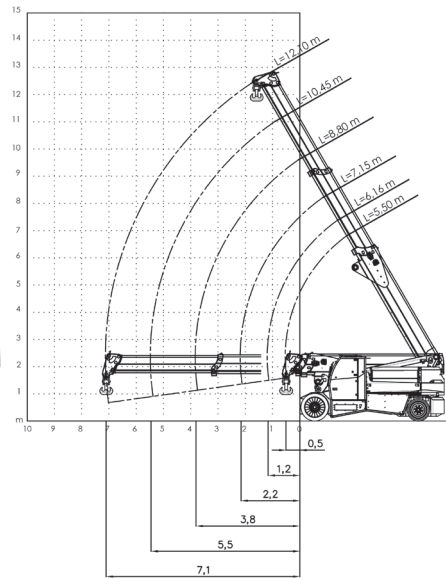
FRONT-WHEELS DRIVE WITH COUNTER ROTATION
HYDRAULICALLY TELESCOPING PROPORTIONAL TYPE BOOM
180° REAR STEERING
REMOVABLE COUNTERWEIGHTS





Options :





- HYDRAULIC WINCH
- HYDRAULIC JIB WITH HYDRAULIC EXTENSION
- BENDABLE MANUAL JIB WITH MANUAL EXTENSION
- NON-MARKING TIRES
- FRONT OUTRIGGERS
- RADIO REMOTE CONTROL
- HYDRAULIC FORKS
- MAN BUCKET
-  ATEX CONVERSIONS
- CUSTOMIZED PAINTING







Load charts












			<div>Z1 Z3</div> <div>Z2 Z4</div>			
						
(t)	5500	6160	7150	8800	10450	12100
0	58	58	55	48		
0.5	58	58	55	46		
0,51	58	58	55	46		
1		48,6	48,9	42,2	36,3	
1,17		43,4	43,9	41	35,3	
1,5			36,2	36,4	33,3	
2			28,5	28,7	28,8	26
2,16			26,5	26,9	27	26
2,5				23,5	23,6	23,7
3				19,8	19,9	20
3,5				17	17,1	17,2
3,81				15,5	15,7	15,8
4					14,9	15
4,5					13,1	13,2
5					11,6	11,7
5,46					10,4	10,6
5,5						10,5
6						9,4
6,5						8,5
7						7,7
7,11						7,6

			<div>Z1 Z3</div>	<div>Z2 Z4</div>		
						
(t)	5500	6160	7150	8800	10450	12100
0	58	58	55	48		
0.5	58	58	55	46		
0,51	58	58	55	46		
1		58	54	42,2	36,3	
1,17		50	52,8	41	35,3	
1,5			44,9	38,9	33,3	
2			35,5	35,7	30,8	26
2,16			33,1	33,5	30,1	26
2,5				29,4	28,6	25,1
3				24,8	24,9	23,1
3,5				21,4	21,5	21,3
3,81				19,6	19,8	19,8
4					18,8	18,9
4,5					16,6	16,7
5					14,8	14,9
5,46					13,4	13,5
5,5						13,4
6						12,2
6,5						11,1
7						10,1
7,11						9,9

			Z1 Z3	Z2 Z4		
						
(t)	5500	6160	7150	8800	10450	12100
0	58	58	55	48		
0.5	58	58	55	46		
0,51	58	58	55	46		
1		58	54	42,2	36,3	
1,17		50	52,8	41	35,3	
1,5			50,6	38,9	33,3	
2			48	36,2	30,8	26
2,16			42	35,4	30,1	26
2,5				33,8	28,6	25,1
3				31,7	26,4	23,1
3,5				29,9	24,5	21,3
3,81				29,2	23,5	20,4
4					22,9	19,8
4,5					21,5	18,5
5					20,2	17,3
5,46					19,3	16,3
5,5						16,2
6						15,3
6,5						14,5
7						13,7
7,11						13,6






Technical features

	Front-wheels drive. 2 electric motors AC 16 kW 96V AC, 135 A. Insulation class H	LMI	Electronic safe load indicator and tilting moment limiter
	Total Kg. 39,000 Removable counterweights Kg. 12,000		Hydraulically foot controlled service bra- ke on all wheels, hydraulically automa- tic or button controlled parking brake on front wheels
	96 V - 1550 Ah 8 working hours		Fabricated from preformed and welded quality steel plate
	Front nr. 4 cushion 40x16-30" Rear nr. 4 superelastic 355/50-15"		+60°/-3°
	Rear Steering angle -90°/+90°		Motor driven pump 1x45 kW - 96 V AC, 1x23 kW - 96 V AC.



EU Standards CE

	Classification UNI ISO 4030-1: A3
	EU Standards CE 2006/42 CE MD-2014/30 CE EMC - 2014/35 CE LVD - 2000/14 and subsequent modifications
	Relevant regulations EN 13000:2014 UNI ISO 4301-2:2011 and subsequent modifications



Dimensions

